

# DentaQuest Partnership Online Learning Center

## Contents

Getting Started – Registration and Log In..... 2

How to Open an Online Module ..... 4

How to Obtain your Continuing Education Certificates..... 7

## Getting Started – Registration and Log In

Welcome to the DentaQuest Partnership Online Learning Center (OLC)! You must be a **registered member** to access the online learning modules. Go to <http://www.dentaquestpartnership.org> to begin.

1. Click the **Register** button on the top right corner of the webpage.

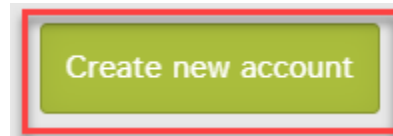


2. Click into each field to enter your personal information.

**Note: Fields with a red asterisk are required.**

3. Click the **Create new account** button to finish.

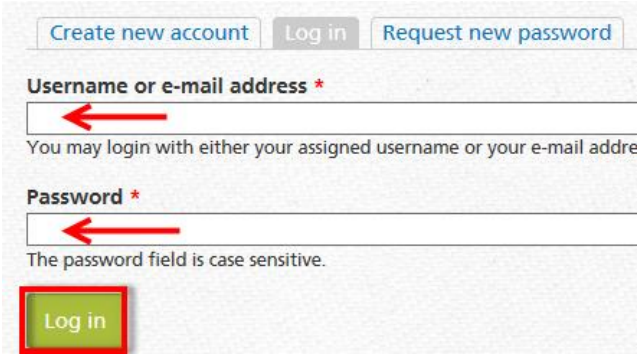
**Note:** Registration is a two-step process. After you register, your account information will be approved. An email will be sent to you with instructions of how to finish the registration process. You can proceed to step 4 once this has been completed.



4. Click the **SIGN IN** button to log in.



5. Enter your **Username** and **Password** and click the **Log in** button.



The screenshot shows a login interface with three buttons at the top: "Create new account", "Log in", and "Request new password". Below these are two input fields. The first is labeled "Username or e-mail address \*" and has a red arrow pointing to it. Below this field is the text "You may login with either your assigned username or your e-mail address". The second input field is labeled "Password \*" and also has a red arrow pointing to it. Below this field is the text "The password field is case sensitive." At the bottom of the form is a "Log in" button, which is highlighted with a red square.

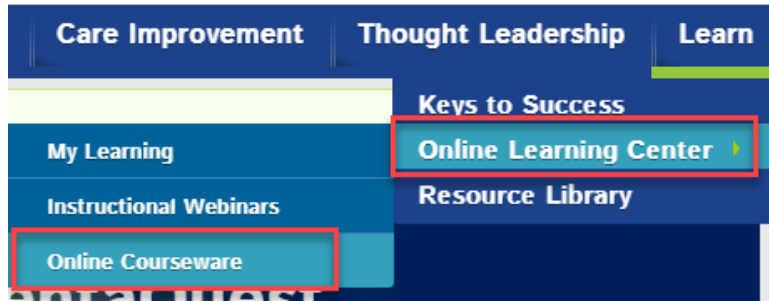
## How to Open an Online Module

1. Begin at the DentaQuest Partnership home page. Click the **Learn** tab.

**Note:** At this point you should already have logged in to the DentaQuest website.



2. Hover over the **Online Learning Center** option from the dropdown menu and click **Online Courseware** from the second dropdown menu.



You can also navigate to the Online Learning Modules from the additional tabs on the main **Learn** landing page.



3. You will see a series of Online Courseware options.

Find your desired learning series and click the **View Course Table of Contents** link.

## Online Courseware

### DentaQuest Disease Management Series

This learning series consists of 30 to 40 minute online learning modules including an Overview. Each module was designed to promote and increase prevention-focused thinking about oral health care.

[View Course Table of Contents](#)



### Safety Net Dental Practice Management Series

This learning series consists of 30 to 60 minute online learning modules designed for dental directors and dental practice managers. The modules provide an overview of the main components of practice management for a Safety Net Dental Program.

[View Course Table of Contents](#)



### DentaQuest Special Topics Series

This learning series consists of individual modules designed to increase your knowledge of special topics around improving oral health. Some modules may provide information that is new to you. Others may shed new light on the familiar.

[View Course Table of Contents](#)



4. Scroll down the page to find your desired course and click the **Enroll in Module** button.

## Course Overview

This Course Overview Module provides an overview of the modules in the Dis. Each module was designed to get you thinking in a new way about some alre emphasis on a prevention-focused model for the prevention and managemen

[Enroll in Module](#)

### Module 1: Implementing a Culture of Disease Management

This module will take a look at Implementing a Culture of Disease Managemen making the transition from a traditional dental practice to a prevention-focus

[Enroll in Module](#)

### Module 2: Caries as a Chronic Disease

This module will take a look at Caries as a Chronic Disease. You will learn mc and proliferation of dental caries, with an emphasis on the risk factors for th factors that can prevent it

[Enroll in Module](#)

5. The module will open in a separate window. Use the various controls to stop, start, slow down or speed up the module.

The **Exit** button should be used to leave the course.

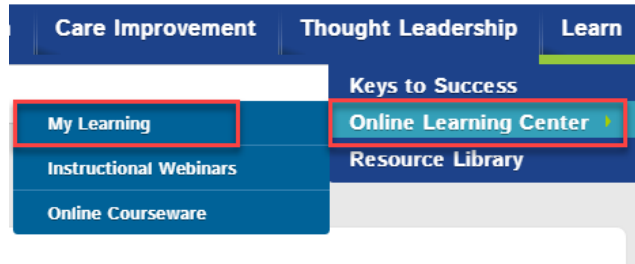
**Tip:** You do not need to finish the module before you exit. Your place will automatically be saved when you return to finish the module.

The screenshot displays the DentaQuest Partnership OLC interface. The top left corner features the DentaQuest logo and the text 'Partnership for Oral Health Advancement'. The main content area is titled 'DentaQuest Disease Management Course Module 2' and features a large image of a smiling child being held by an adult. Overlaid on the image is the text 'CARIES AS A CHRONIC DISEASE' and 'Module 2'. The bottom right corner of the main area contains the DentaQuest logo and 'Partnership for Oral Health Advancement'. A navigation menu is visible on the left side, listing various topics such as 'Course Navigation', 'Module 2: Welcome', 'Module Objectives', 'History of Dental Caries', 'Chronic Disease', 'The Stages of Dental Caries', 'Chronic Disease: Diabetes', 'Knowledge Check 1', 'Risk Factors', 'Risk Factor #1: The Presence of S. Mutans', 'The Oral Environment', 'Risk Factor #2: Fermentable Carbohydrates', 'Risk Factor #3: Sub-Normal Salivary Flow', 'Other Risk Factors', 'Protective Factors: Balancing Risk Factors', and 'Steps in Caries Risk Assessment'. At the bottom of the interface, there is a search bar and a 'NEXT' button.

## How to Obtain your Continuing Education Certificates

Once you have completed a module and have passed the module quiz, you will be eligible to receive free Continuing Education Unit(s) for that module. Depending on the length of the module, you may be required to complete two modules to obtain a certificate.

- From the Learn tab, hover over the **Online Learning Center** option from the dropdown menu and click **My Learning** from the second dropdown menu.



- Your My Learning page will open. At the top of the page is a list of modules you are currently enrolled in. Next on the page is a list of modules you have completed.

If you have met the requirements to earn a Continuing Education Unit (CEU) you will find your printable certificate in the Certificates section.

Click **View Certificate**.

Module 6: Dental Caries Management: Newborn to Age 5	DentaQuest Disease Management Series	6/18/18
Interprofessional Practice	DentaQuest Special Topics Series	11/2/16
Payment Reform in Oral Health Care	DentaQuest Special Topics Series	11/8/17

**Completed Modules** ←

Title	Series	Score
Module 1: Implementing a Culture of Disease Management	DentaQuest Disease Management Series	100%
Module 2: Caries as a Chronic Disease	DentaQuest Disease Management Series	100%

**Certificates** ←

Title	Series	View Certificate
Modules 1, 2	DentaQuest Disease Management Series	<a href="#">View Certificate</a>

- You can **view**, **save** and **print** your certificate. All course information has automatically prefilled for your convenience.

Your certificate(s) can always be found on your MyLearning page and will not be removed.



### VERIFICATION OF PARTICIPANT

DentaQuest verifies participation of the following continuing education course(s):

Verification Date	06/22/2016
Participant	Susan Presnol
Method	Online Self-Instructional Activities
Course Title	DentaQuest Disease Management Series: Modules 1, 2
Location	Internet
CEUs	1
AGD Subject Code	149 AND 011
Verification Code	0090909

*[Signature]*

DentaQuest representative, Dr. Mike Monopoli  
DentaQuest Partnership for Oral Health Advancement is an ADA CERP recognized provider. ADA CERP is a service of the American Dental Association to assist dental professionals in identifying quality providers of continuing dental education. ADACERP does not approve or endorse individual courses or instructors, nor does it imply acceptance of credit hours by boards of dentistry. Concerns or complaints about a CE provider may be directed to the provider or to ADA CERP at ADA.org/goto/ceip.



Need help? Please email [partnershipinfo@dentaquest.com](mailto:partnershipinfo@dentaquest.com) for support.